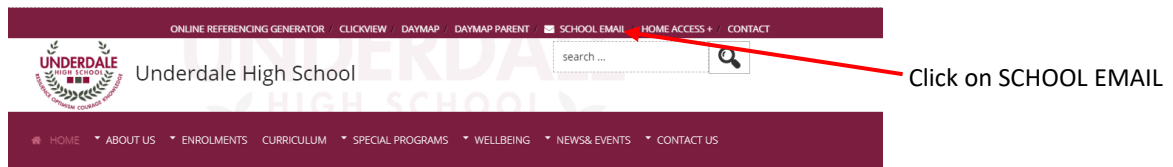


1. Accessing LEARNLINK (OFFICE 365) from Website



LearnLink Intranet and Portal Services

Authorised Users Only

Security (show explanation)

This is a public or shared computer
 This is a private computer

Username: student.name467 @schools.sa.edu.au

Password:

I will comply with the LearnLink User Agreement and Code of Conduct.

Log On

Forgotten your password? Please click [staff](#) or [student](#) to reset your password.

Student Email Address and Password in Students DayMap "[My Portfolio](#)".

If students have never logged on to Learnlink, see Note Below*.

When students reset password, they need to update in DayMap "[My Portfolio](#)".

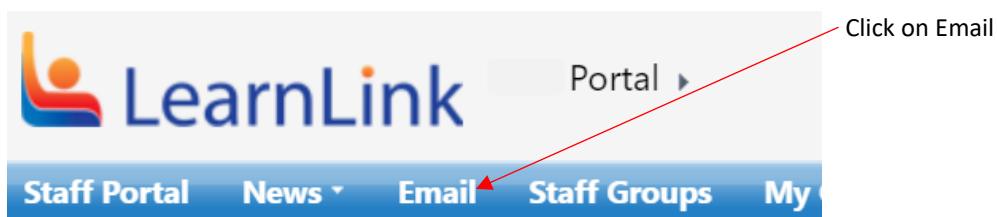
If resetting your password does not work, see Note Below*.

Note Below*

Home Group teachers, or in fact ANY teacher can reset student passwords. If students are not at school, they can DayMap message teachers to ask them to do this. When teachers give students their temporary password, students will need to reset to your own password when they log on to Learnlink, and then record it in DayMap [My Portfolio](#) immediately for future reference. You cannot use a password you have used before.

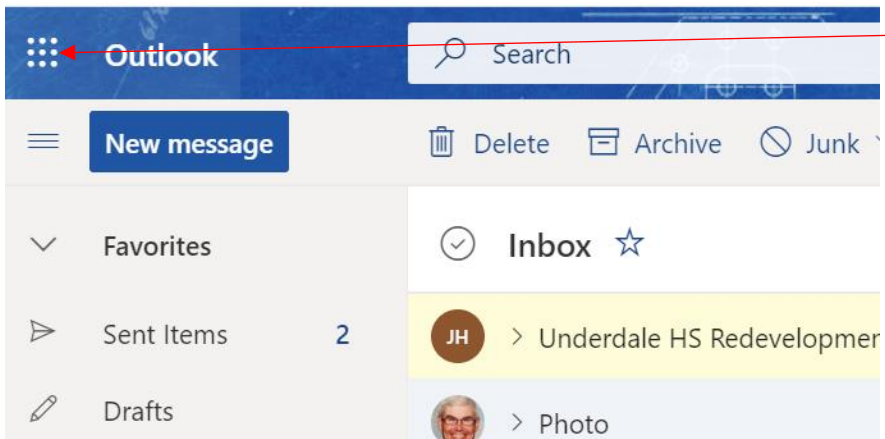
Teachers can go to the [instructions](#) below to complete this task.

When successfully logged on to Learnlink:

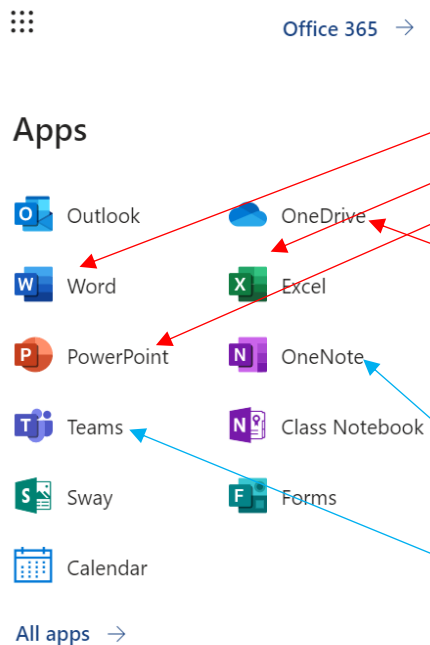


**Empower Aboriginal
EALD learners to thrive!**

Develop or enhance your skills



Students click on these dots to get to Office 365 (or this space if the dots are not showing).



Office 365 → Anyone can now access online versions of

- Word,
- Excel
- PowerPoint

and store their work in

- OneDrive (1 TB of Cloud Storage).

For those teachers who have already got their classes working in

OneNote

and using

Teams

they are here too.